

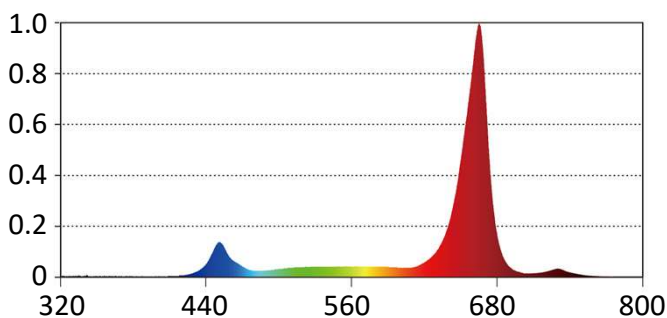
Features & Benefits

- Power Eco-link - daisy chain up to 35 fixtures per circuit
- Control link - daisy chain up to 50 fixtures per circuit
- Optimized spectrum for lower flower, including Far Red
- IP66 Rated – Protected from dust / sprayed water
- Secure twist-lock power connections
- Long, slim profile for wide light distribution
- Glass lens for long-lasting seal and transmittance
- Quality components including Osram LED arrays
- 0-10V dimming (OFF to 100%)
- 340 μmol at 660W (2.8 $\mu\text{mol}/\text{W}$)
- Long life – 50,000 hours (L70)
- Adjustable folding feet – included



Output

- PPF (μmol) 340
- Efficacy ($\mu\text{mol}/\text{J}$) 2.8
- Spectrum Red / Far Red weighted
- CCT (Kelvin) 1900
- Spectrum Flower / under-canopy



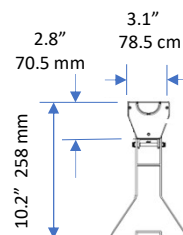
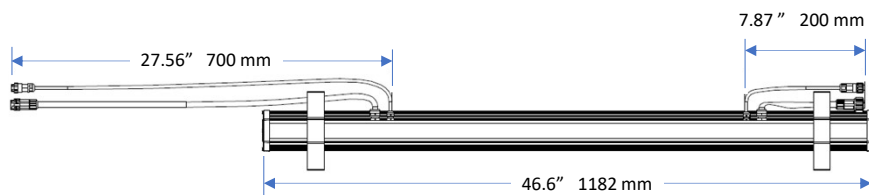
Electrical

Input power (W)	120 \pm 5%
Input voltage (V)	120-277 auto sensing
Frequency (Hz)	50 / 60
Dimming	0-10V

AC Voltage (V)	120	208	220	230	240	277
AC Current (A)	1.01	0.59	0.57	0.55	0.53	0.46
Power Factor	0.99	0.98	0.96	0.95	0.95	0.94
Max daisy-chain	14	25	26	27	28	32

Mechanical & Safety

Weight	12.1 lbs 5.5 kg
Dimensions (Inches) LxWxH	46.8 x 3.1 x 2.8
Dimensions (cm) LxWxH	118.8 x 78.5 x 70.5
Input/output lead lengths	8" (20.3cm)
Input/output power	M19 3-pin
Input/output control	M16 2-pin
Operating temperature ($^{\circ}\text{C}$)	-20 to 45
Typical spacing (on-center)	4' - 5' (122-152cm)
Fixture rating	IP66
5 Year Warranty	



Ordering Codes: Power Cords

PC-14G-6-120	Power cord 6' (1.8m) with NEMA 5-15P 120V plug
PC-14G-6-220	Power cord 6' (1.8m) with Type I plug
PC-14G-6-230	Power cord 6' (1.8m) with Type E plug
PC-14G-6-240	Power cord 6' (1.8m) with NEMA 6-15P 240V plug
PC-14G-6-277	Power cord 6' (1.8m) with NEMA L7-15P 277V plug
PCF-14G-6	Fixture to fixture power cord 6' (1.8m) with M19 plugs
PCF-14G-10	Fixture to fixture power cord 10' (3.0m) with M19 plugs

Ordering Codes: Controls

CC-5-1	Fixture to fixture control cord 5' (1.5m) with M16 plugs
CC-10-1	Fixture to fixture control cord 10' (3.0m) with M16 plugs
CD-3	Control – Digital with M16 connection
CDX-1	Control – Touch screen with M16 connection, optional PAR sensor
RJ-M16	Conversion cable 5' (1.5m) RJ12 to M16

For extended runs or to start a new row:

PCF-14G-6 or PCF-24G-10: Fixture to fixture power cable

CC-5-1 or CC-10-1: Fixture to fixture control cable

Power Cord Options



PC-14G-6-120

PC-14G-6-220



PC-14G-6-230

PC-14G-6-240



PC-14G-6-277

Control Options



RJ-M16 cable. Connects fixture to Trolmaster or other control systems having RJ output and 0-10V dim

or



CD-3 or CDX-1 Control
PPF-Tech control system
Up to 60 fixtures per circuit

